

SciencesPo

GRADUATE EMPLOYABILITY SURVEY 2021

CLASS OF 2019

SURVEY CONDUCTED IN 2020/2021

Editorial



Dear readers,

Every year, our Graduate Employability Survey reviews the professional circumstances of our graduates a year and a half after completing their studies at Sciences Po. In the unprecedented context of the COVID-19 pandemic and the strain it has placed on the job market, we have been monitoring the indicators of this new survey with a particularly close eye. I am delighted to share a set of excellent and reassuring results: our graduates continue to enter the job market as swiftly and successfully as ever.

As the Interim Administrator of Sciences Po, I would first like to sincerely thank the 1,679 graduates of the Class of 2019 who responded to our most recent survey between December 2020 and April 2021. In submitting their answers, they have helped us to maintain a strong link with our graduate body, even in spite of the current crisis. Their invaluable contributions allow us to assess the appeal of our degrees among employers and to inform both current and future students about the potential career paths that await them upon graduating from Sciences Po.

Of the 83% of graduates who decided to enter the workforce, 9 out of 10 are now in employment, and almost one in two secured their first job prior to graduating. The private sector continues to attract the majority (64%) of our graduates, across a wide range of sectors and professions (auditing, consultancy, banking, finance, media, communications, law firms, urban planning, housing, etc.). Nonetheless, our 2019 graduates were slightly more likely than their predecessors to enter the public sector (23%) or international organisations (13%). With an average starting salary that remains attractive (K€39 outside France), I am very pleased to see a slightly but further reduction of the pay gap outside France between male and female graduates (a difference of €3,958 compared to 4,487* for the Class of 2018). A strong international outlook consistently informs our students' career choices: one third of graduates began work outside of France in 84 different countries around the world. Belgium, the UK and the USA were the most frequent destinations.

Together, these indicators are an expression of the renewed confidence of employers in the Sciences Po profile. They confirm the quality of our programmes, which are designed to meet recruiters' needs as closely as possible. In the extraordinary circumstances of the pandemic, all members of our institution's community will be working tirelessly throughout 2021-2022 to maintain the same level of employability and attractiveness among graduates of future cohorts. Monitoring and supporting our graduates at the start of their careers remains a key priority for Sciences Po.

I wish our graduates the utmost success in all their personal and professional ventures.

Bénédicte Durand

Interim Administrator of Sciences Po

Contents

Editorial	. 01
Key indicators	. 03
Our graduates as sought-after as ever	. 04
Internships, apprenticeships and networks: the key recruitment drivers	. 05
A slight decrease in average pay	. 05
Employment in diverse sectors	. 06
Seven graduate schools, a wide range of career options	. 07
International employability	. 08
Top employers	. 09

Key indicators

The 2021 graduate employability survey of the class of 2019 was carried out from December 2020 to the end of April 2021—about 18 months after graduation. 1,679 of the 2,536 students who graduated in 2019 completed the survey questionnaire in full.

Class of 2019: 1,702 respondents out of 2,336 graduates

Response rate

66%

58%  Women

42%  Men

*Response rate for
class of 2018: 73%*

The sample of respondents is representative of the graduating class of 2019 (59% of graduates are women, 41% are men)

Sciences Po Careers ran the 2021 survey with the scientific oversight of Nicolas Sauger (associate professor at Sciences Po, affiliate researcher at the Centre d'Etudes Européennes [CEE] and at the Laboratoire Interdisciplinaire d'Evaluation des Politiques Publiques [LIEPP], Director of the CDSP), and the expertise of Blazej Palat (Studies Engineer at the Centre de Données Socio-Politiques [CDSP]).



9 graduates
out of 10 are
working



Among the

83%

of respondents **having
decided to enter the
workforce**

Class of 2018: 85 %



82%

Found a
job within **six
months of
graduation**

Class of 2018: 86%



64%

work in
the **private
sector**

Class of 2018: 66%



48%

are on a
**permanent
contract**

Class of 2018: 50%



more than 1
graduate out
of 3

started their career
abroad

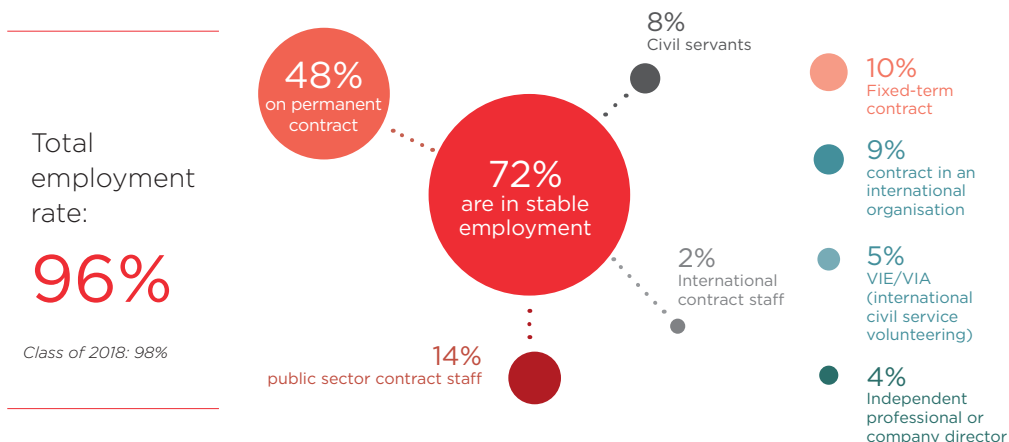


in 84
countries
outside France

Our graduates as sought-after as ever


9 out of 10 graduates are working

- 83% decided to enter the workforce (*Class of 2018: 85%*)
- 13% decided to continue their studies, at Sciences Po or at another institution (*Class of 2018: 12%, class of 2017: 13%*)



Graduates find a job as quickly as ever

Almost 42% of the 1,147 employed graduates found their first job before graduating.
(*Class of 2018: 43%*)



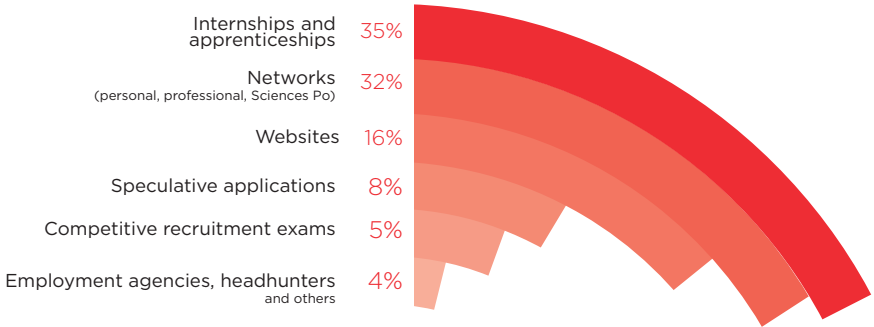
Focus on apprenticeship:

53%

of apprentices are hired before graduating

Eight Sciences Po Master's programmes are offered with an optional apprenticeship

Internships, apprenticeships and networks: the key recruitment drivers



A slight decrease in average pay

The average gross annual salary of France excluding bonuses remained stable compared to the class of 2019, attaining €38,937.

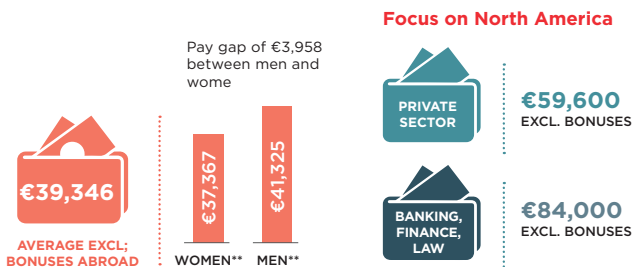
This figure takes into account salaries from all geographic regions. A large majority of graduates working in 84 countries outside France are employed in the public sector (government, public administration, associations, NGOs, etc.)



* Gross annual compensation including bonuses outside of France is €43,473 for the class of 2018, €43,206 for the class of 2019

The gender gap persists but decreases

Sciences Po runs a series of initiatives throughout the year, designed to help reduce inequalities between men and women, such as careers workshops and panels.

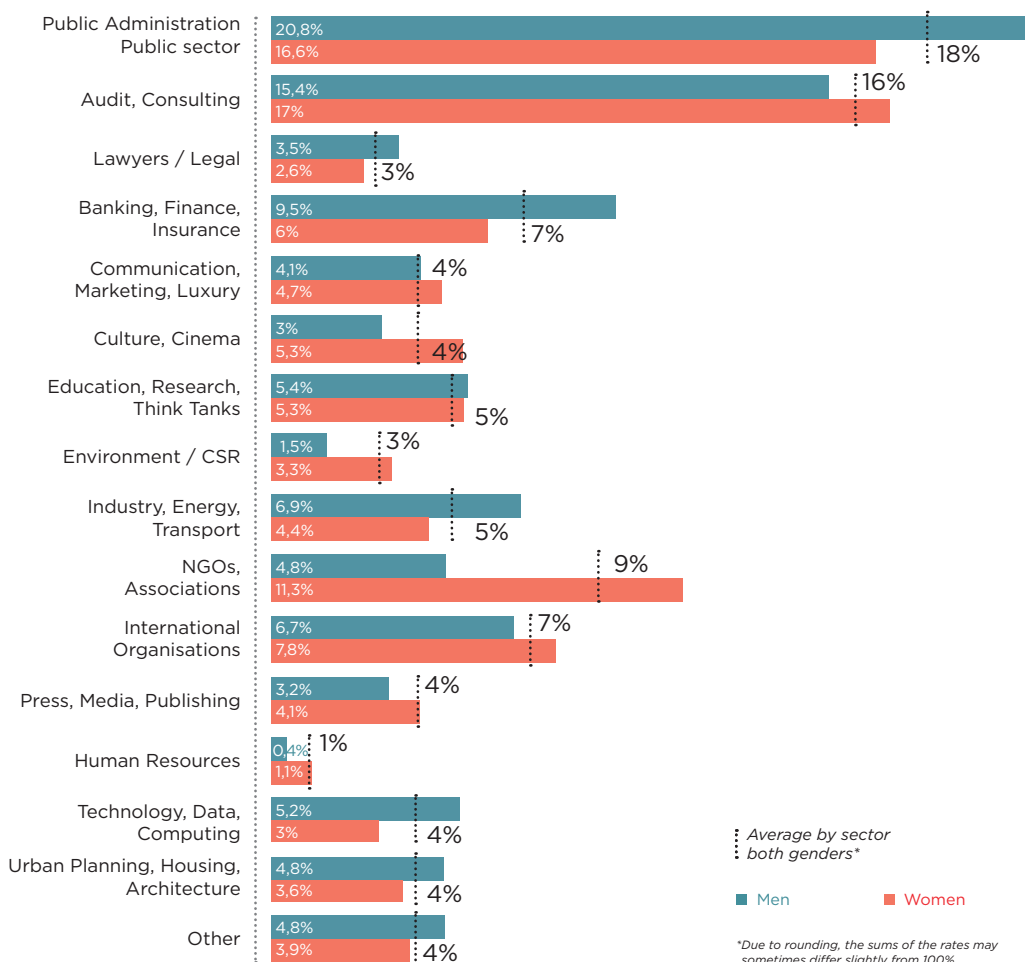


** Gross annual compensation excluding bonuses outside France was €38,355 for women and €42,842 for men of the class of 2018 (gap of €4,487)

Employment in diverse sectors

The distribution of graduates between the public and private sectors and international organisations is stable compared to previous years.

Class of 2018: 66% private sector, 22% public sector, 12% international organisations.



Seven graduate schools, a wide range of career options

Our 7 graduate schools prepare students to enter the professional world. Each Sciences Po school has its own identity and range of programmes defined by its specialised professional focus.

School of Management and Innovation



Urban School



School of Public Affairs



School of International Affairs (PSIA)



School of research



School of Journalism



Law School



- Public Administration

Audit, Consulting

Lawyers / Legal

Banking, Finance, Insurance

Communication, Marketing, Luxury

Culture, Cinema
- Education, Research, Think Tanks

Environnement, RSE

Industry, Energy, Transport

NGOs, Associations

International Organisations

Press, Media, Publishing
- Human Resources

Technology, Data, Computing

Urban Planning, Housing, Architecture

Other

International employability

Distribution of employed graduates around the world

Class of 2018: 37% work out of France in 87 different countries.

37%
work out
of France



in
84 countries
outside of France



55%
in Europe outside
France



17%
in Africa and
the Middle East



13%
in Asia and
the Pacific



12%
in North
America



3%
in South
America

Top country destinations outside France

Number of graduates out of 1,147 respondents



Belgium



United
Kingdom



USA



Germany



Switzerland



Japan



China



Italy



Netherlands

Top employers

The following employers hired more than three new graduates.
The 2021 survey identified **859 employers**, attesting to the wide variety of companies and institutions that recruit Science Po graduates.



SciencesPo

27 rue Saint Guillaume
75007 Paris - France
www.sciencespo.fr